JOE GRAND'S ADVENTURES OF WALLET HACKING: CHAPTER 2

BALKAN COMPUTER CONGRESS 2025, NOVI SAD, SERBIA






ChipWhisperer® CW1200
NewAE Technology Inc.
Status
Armed
Glitch Trig'd
Target Power
CLK Status
CLK-GEN
Glitch
ADC
SEGGER
www.segger.com
Target
USB
jlink
Plus
Control PC
ChipWhisperer®
20-Pin Connector
PhyWhisperer™ USB
Status
Error
Armed
Capturing
NewAE
DIO
Trig Out
(3.3V)
Target PWR
+5V
Host
On/Off
Shunt
Active
Normal
Shunt Out
5V
Host
Target




Ledger Nano S
Cryptocurrency hardware wallet
Transaction
1.50 BTC
Ledger
Ledger Nano S

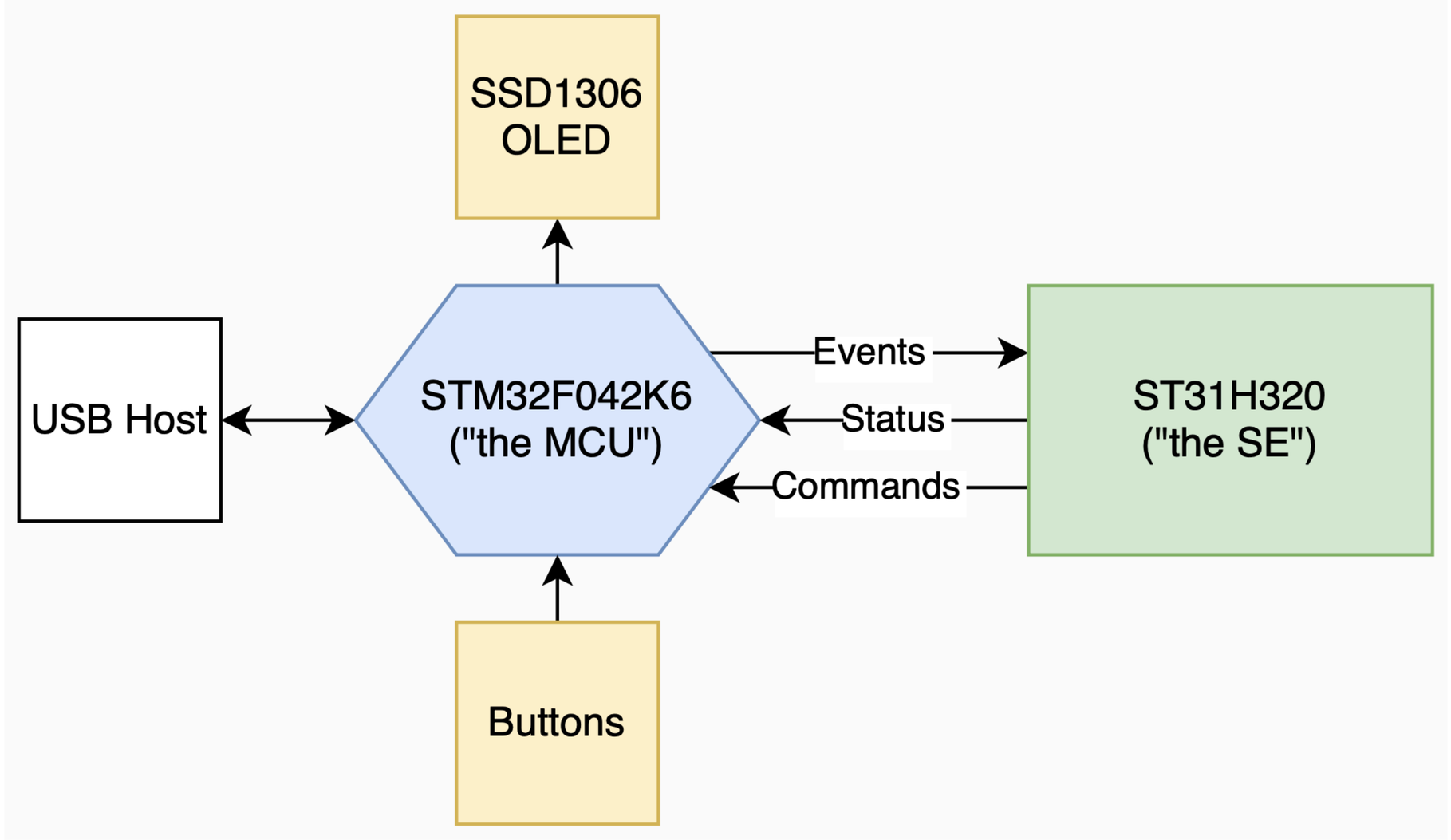
SSD1306
OLED
USB Host
STM32F042K6
("the MCU")
Events
Status
Commands
ST31H320
("the SE")
Buttons


FedEx
661445
FedEx
Freight


CAUTION: HOT SURFACE
ACROSS INTERNATIONAL
PV 125.0
SV 125.0
X-ACTO.
I VOID
WARRANTIES




C5
U1
C12
U3
J2
R3
L1
C7
C8
C9
C10
U2
R1
C2
L2


U1
C12
U3
C10
D2
1


Bitcoin


Eee PC

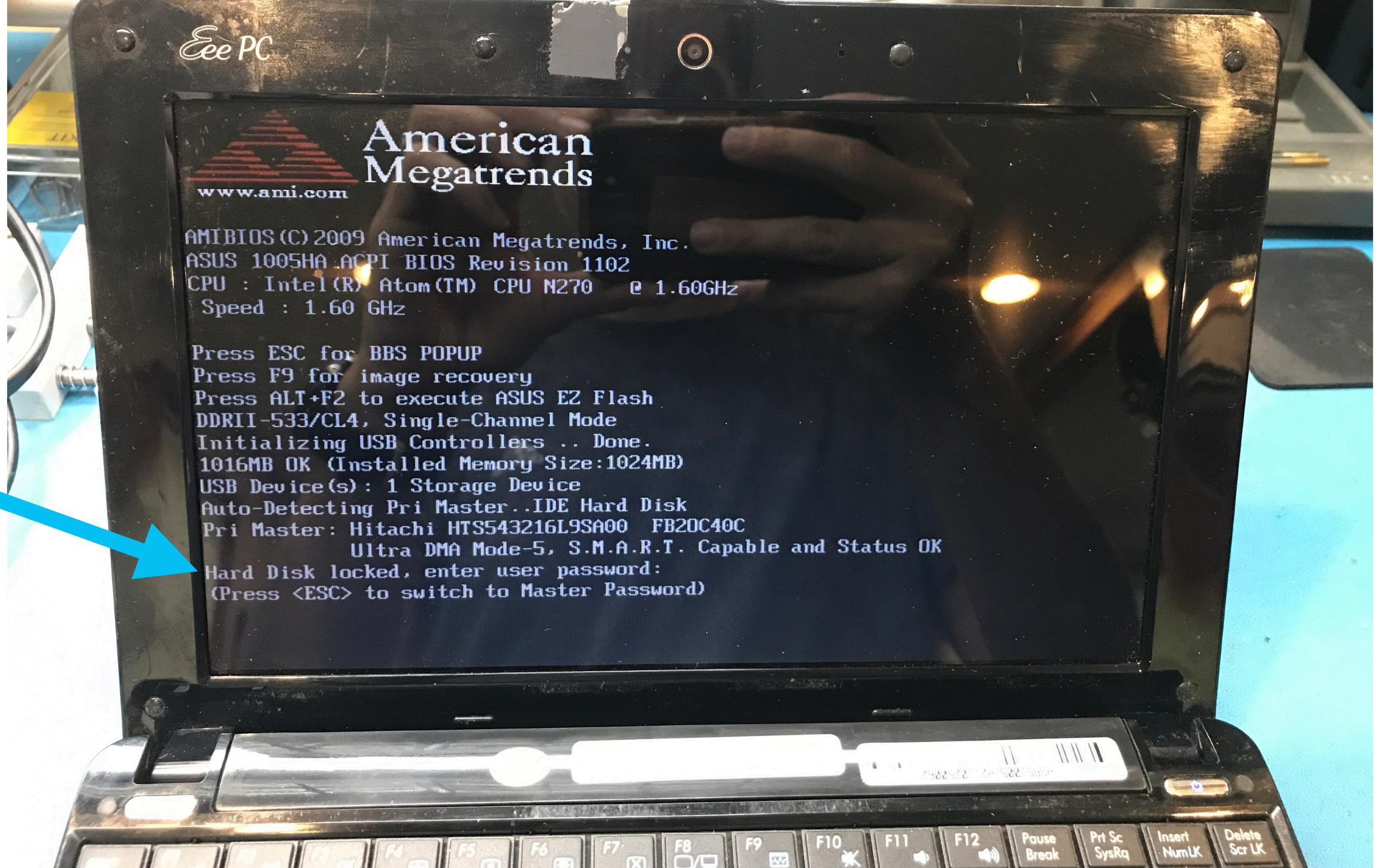
Eee PC
American Megatrends
www.ami.com
AMIBIOS(C)2009 American Megatrends, Inc.
ASUS 1005HA ACPI BIOS Revision 1102
CPU : Intel(R) Atom(TM) CPU N270 @ 1.60GHz
Speed : 1.60 GHz
Press ESC for BBS POPUP
Press F9 for image recovery
Press ALT+F2 to execute ASUS EZ Flash
DDRII-533/CL4, Single-Channel Mode
Initializing USB Controllers .. Done.
1016MB OK (Installed Memory Size:1024MB)
USB Device(s): 1 Storage Device
Auto-Detecting Pri Master..IDE Hard Disk
Pri Master: Hitachi HTS543216L9SA00 FB2OC40C
Ultra DMA Mode-5, S.M.A.R.T. Capable and Status OK
Hard Disk locked, enter user password:
(Press <ESC> to switch to Master Password)

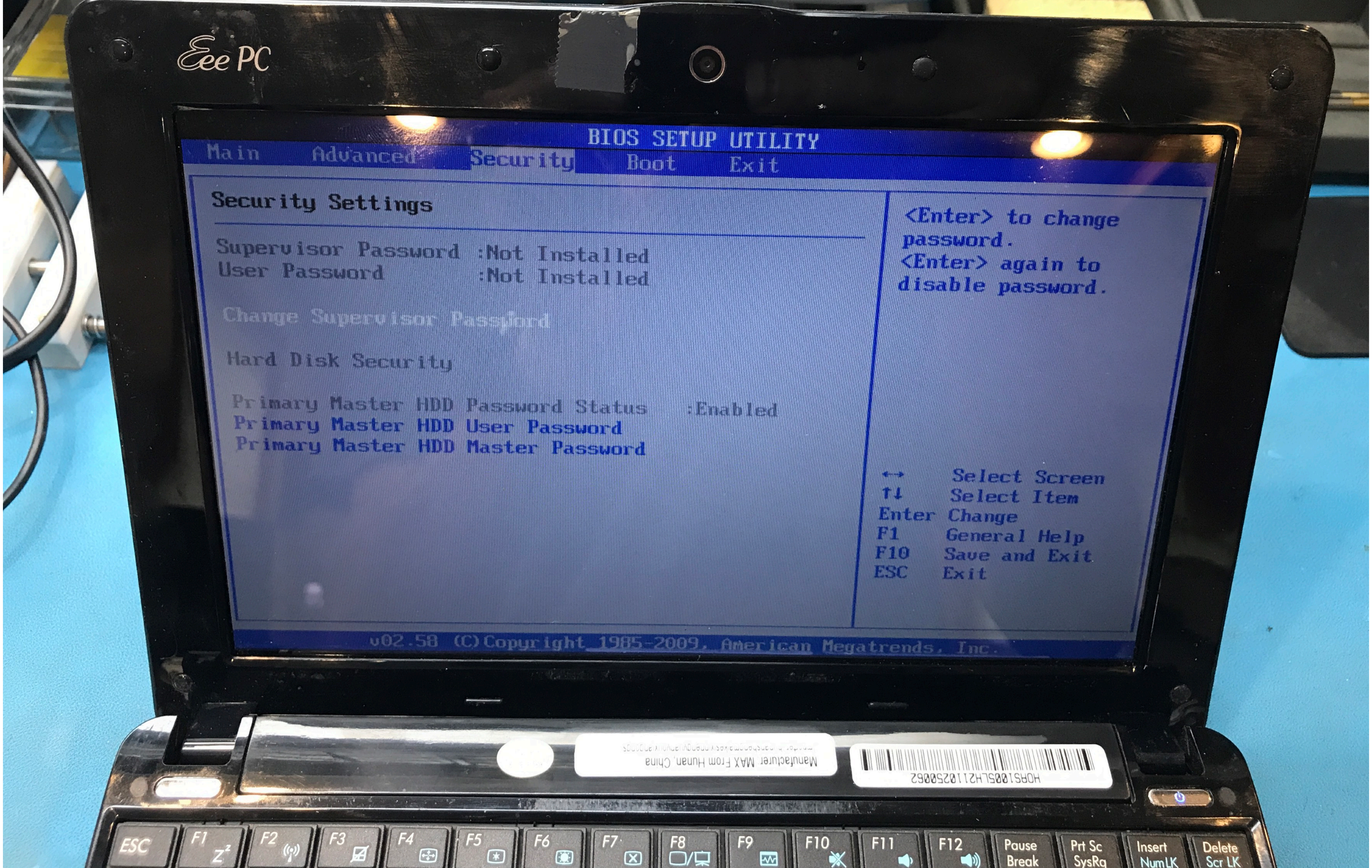
Eee PC
BIOS SETUP UTILITY
Main Advanced Security Boot Exit
Security Settings
Supervisor Password :Not Installed
User Password :Not Installed
Change Supervisor Password
Hard Disk Security
Primary Master HDD Password Status :Enabled
Primary Master HDD User Password
Primary Master HDD Master Password
<Enter> to change password.
<Enter> again to disable password.
↔ Select Screen
↑↓ Select Item
Enter Change
F1 General Help
F10 Save and Exit
ESC Exit
v02.58 (C)Copyright 1985-2009, American Megatrends, Inc.
Manufacturer: MAX From Hunan, China
ESC
F1
F2
F3
F4
F5
F6
F7
F8
F9
F10
F11
F12
Pause Break
Prt Sc SysRq
Insert NumLK
Delete Scr LK

4.7 Security Mode feature set

The optional Security Mode feature set is a password system that restricts access to user data stored on a device. The system has two passwords, User and Master, and two security levels, High and Maximum. The security system is enabled by sending a user password to the device with the SECURITY SET PASSWORD command. When the security system is enabled, access to user data on the device is denied after a power cycle until the User password is sent to the device with the SECURITY UNLOCK command.

A Master password may be set in a addition to the User password. The purpose of the Master password is to allow an administrator to establish a password that is kept secret from the user, and which may be used to unlock the device if the User password is lost. Setting the Master password does not enable the password system.

4.7.2 User password lost

If the User password sent to the device with the SECURITY UNLOCK command does not match the user password previously set with the SECURITY SET PASSWORD command, the device shall not allow the user to access data.

If the Security Level was set to High during the last SECURITY SET PASSWORD command, the device shall unlock if the Master password is received.

If the Security Level was set to Maximum during the last SECURITY SET PASSWORD command, the device shall not unlock if the Master password is received. The SECURITY ERASE UNIT command shall erase all user data and unlock the device if the Master password matches the last Master password previously set with the SECURITY SET PASSWORD command.









DFL-SRP All-In-One USB3.0 Data Recovery Equipment

★★★★★ (339 customer reviews)

Categories: Data Recovery Hardware, Featured Data Recovery Tools, HDD Firmware Repair & Data Recovery Equipment Tags: data recovery equipment, data recovery hardware, usb3.0 data recovery tool

Description | Reviews (339)

Description

DFL-SRP All-In-One USB3.0 Data Recovery Equipment is the world's top data recovery equipment supporting all hard drive brands (Seagate, WD, Hitachi/IBM, Samsung, Toshiba, Fujitsu) on **logical data recovery, bad sector data recovery, repairing bad sectors, editing models, editing SN and capacities, password removal, reset smart, repairing firmware failures, updating firmware, repairing undetected and busy hard drives and getting lost data back**.

DFL-SRP=DFL-Super Recovery Plus and it's one real professional and cost-effective data recovery equipment from Dolphin Data Lab supporting data recovery from three faulty hard drives at the same time with independent channels at high speed.

DFL-SRP All-In-One USB3.0 Data Recovery Equipment contains the following modules:

- **DFL-SRP USB3.0 For Data Extraction**
- **DFL-SRP USB3.0 For Seagate Firmware Repair**
- **DFL-SRP USB3.0 For WD Firmware Repair**
- **DFL-SRP USB3.0 For Hitachi/IBM Firmware Repair**
- **DFL-SRP USB3.0 For Samsung Firmware Repair**
- **DFL-SRP USB3.0 For Toshiba/Fujitsu Firmware Repair**


SD
PCB MADE IN CHINA
1005HA_SD_CARD
REV:1.0G
P/N:08G2B15HA10Q
TOP
DEBUG


Searching disk...
Searching disk complete
Basic Info
Firmware
Serial Number
Model
Capacity
Interface
Transfer Mode
Standard
Buffer Size
Rotation Rate
Drive Letter
Features Supported
S.M.A.R.T
Security Mode
Automatic Acoustic Management
Power Management
Advanced Power Management
Power-up in Standby
SCT Tables
Native Command Queuing
TRIM
DFL
The power is off
Please remove PCB and click OK
OK
Cancel
Family
Family:
Select Family
Auto Detect
Settings
Load Res. From HDD
Load Res. From File
PCB Mode
Check Tech Key
Switch SA Access
Getting Details
Ok
Cancel
Speed
High
Low
Error Register
Status Register
BSY
DRD
DWF
DSC
DRQ
CRR
IDX
ERR
BBK
UNC
INF
ABR
TON
APH
Super Recovery Pro
DFL-SRP
Data Recovery Equipment
Power Out
SATA1

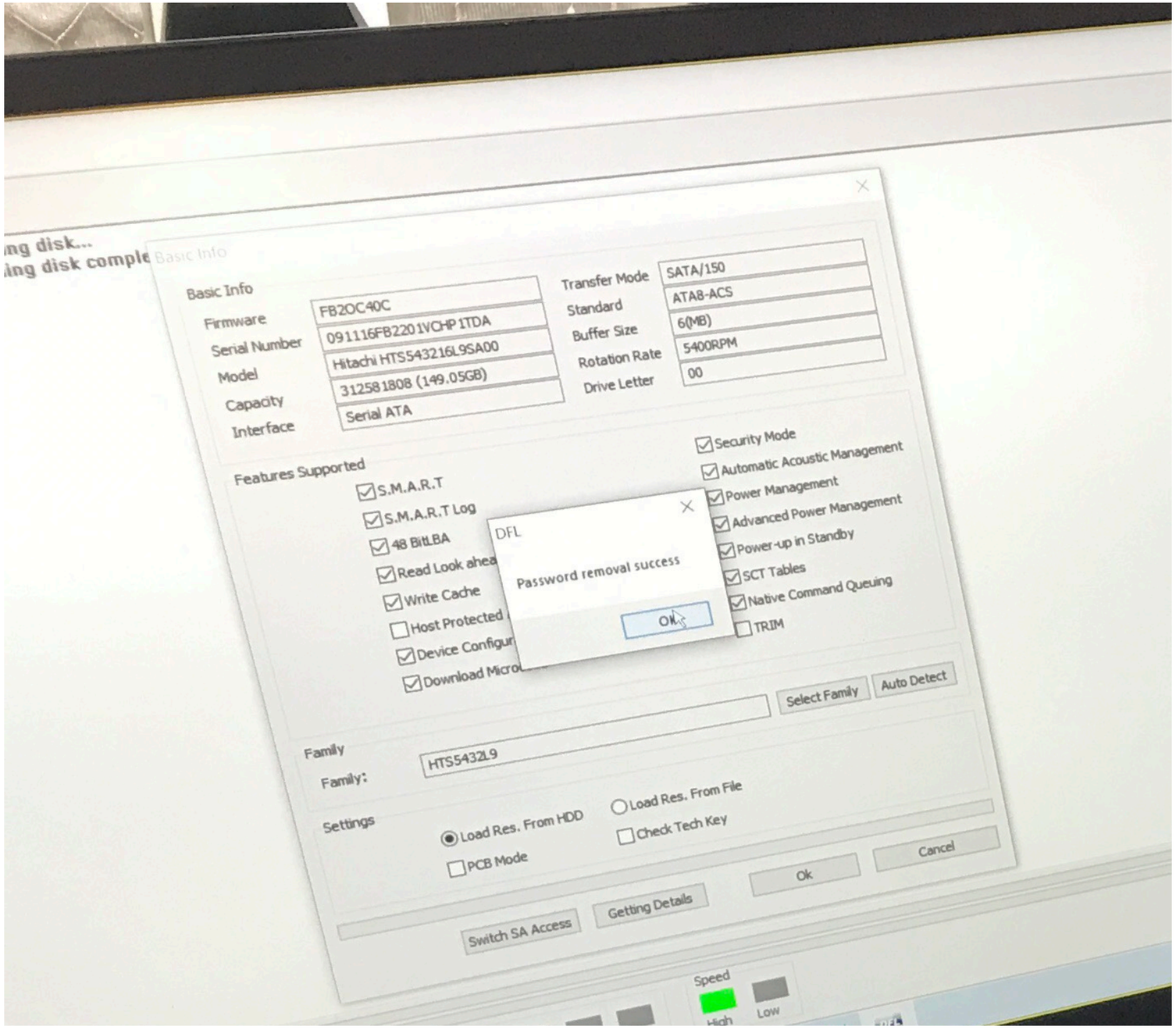
ng disk...
ing disk comple
Basic Info
Basic Info
Firmware
FB2OC40C
Serial Number
091116FB2201VCHP1TDA
Model
Hitachi HTS543216L9SA00
Capacity
312581808 (149.05GB)
Interface
Serial ATA
Transfer Mode
SATA/150
Standard
ATA8-ACS
Buffer Size
6(MB)
Rotation Rate
5400RPM
Drive Letter
00
Features Supported
S.M.A.R.T
S.M.A.R.T Log
48 BitLBA
Read Look ahea
Write Cache
Host Protected
Device Configur
Download Micro
Security Mode
Automatic Acoustic Management
Power Management
Advanced Power Management
Power-up in Standby
SCT Tables
Native Command Queuing
TRIM
DFL
Password removal success
OK
Select Family
Auto Detect
Family
Family:
HTS5432L9
Settings
Load Res. From HDD
Load Res. From File
PCB Mode
Check Tech Key
Switch SA Access
Getting Details
Ok
Cancel
Speed
High
Low

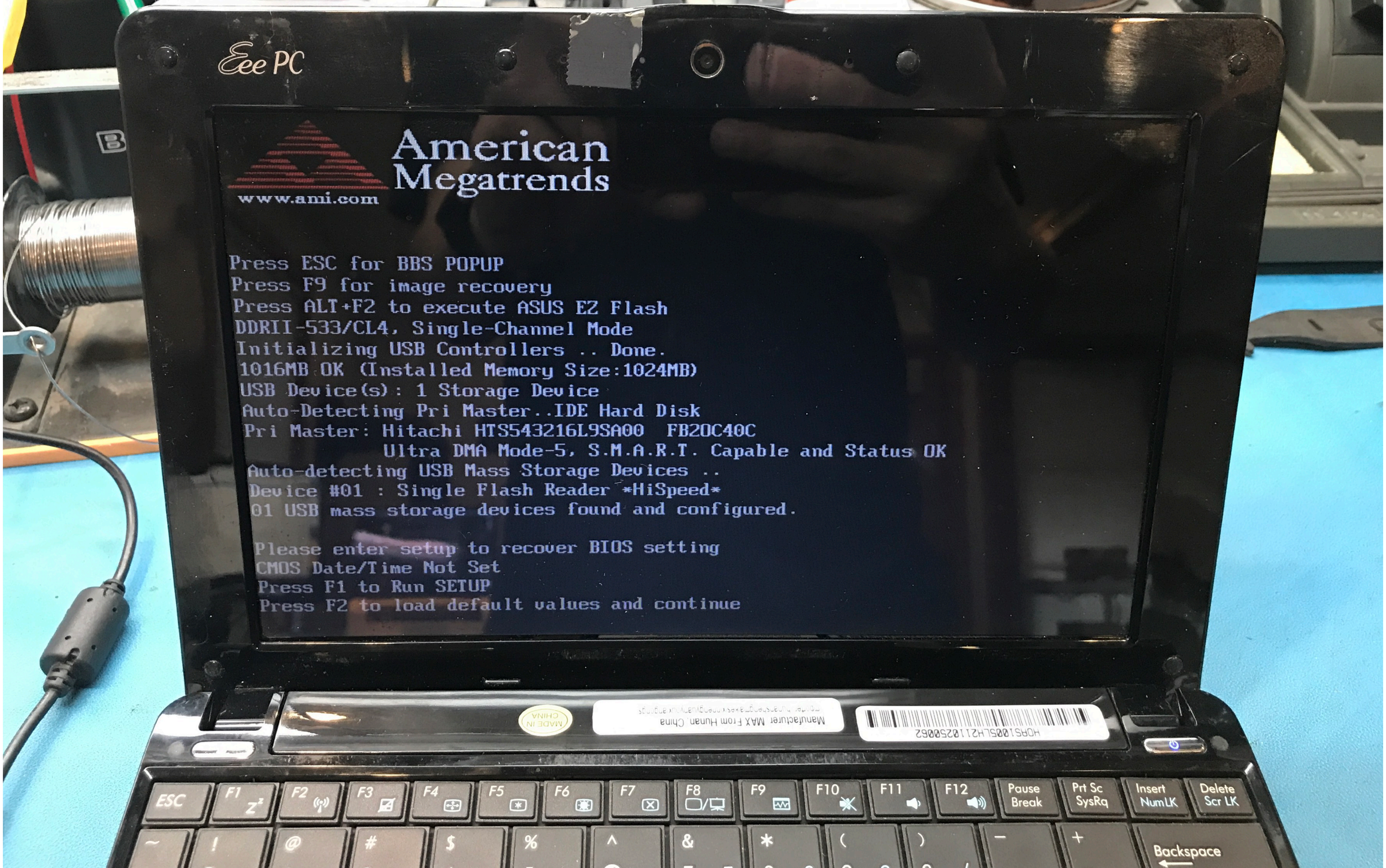
Eee PC
American Megatrends
www.ami.com
Press ESC for BBS POPUP
Press F9 for image recovery
Press ALT+F2 to execute ASUS EZ Flash
DDRII-533/CL4, Single-Channel Mode
Initializing USB Controllers .. Done.
1016MB OK (Installed Memory Size:1024MB)
USB Device(s): 1 Storage Device
Auto-Detecting Pri Master..IDE Hard Disk
Pri Master: Hitachi HTS543216L9SA00 FB2OC40C
Ultra DMA Mode-5, S.M.A.R.T. Capable and Status OK
Auto-detecting USB Mass Storage Devices ..
Device #01 : Single Flash Reader *HiSpeed*
01 USB mass storage devices found and configured.
Please enter setup to recover BIOS setting
CMOS Date/Time Not Set
Press F1 to Run SETUP
Press F2 to load default values and continue
MADE IN CHINA
Manufacturer: MAX From Hunan, China
ESC
F1
F2
F3
F4
F5
F6
F7
F8
F9
F10
F11
F12
Pause Break
Prt Sc SysRq
Insert NumLK
Delete Scr LK
Backspace

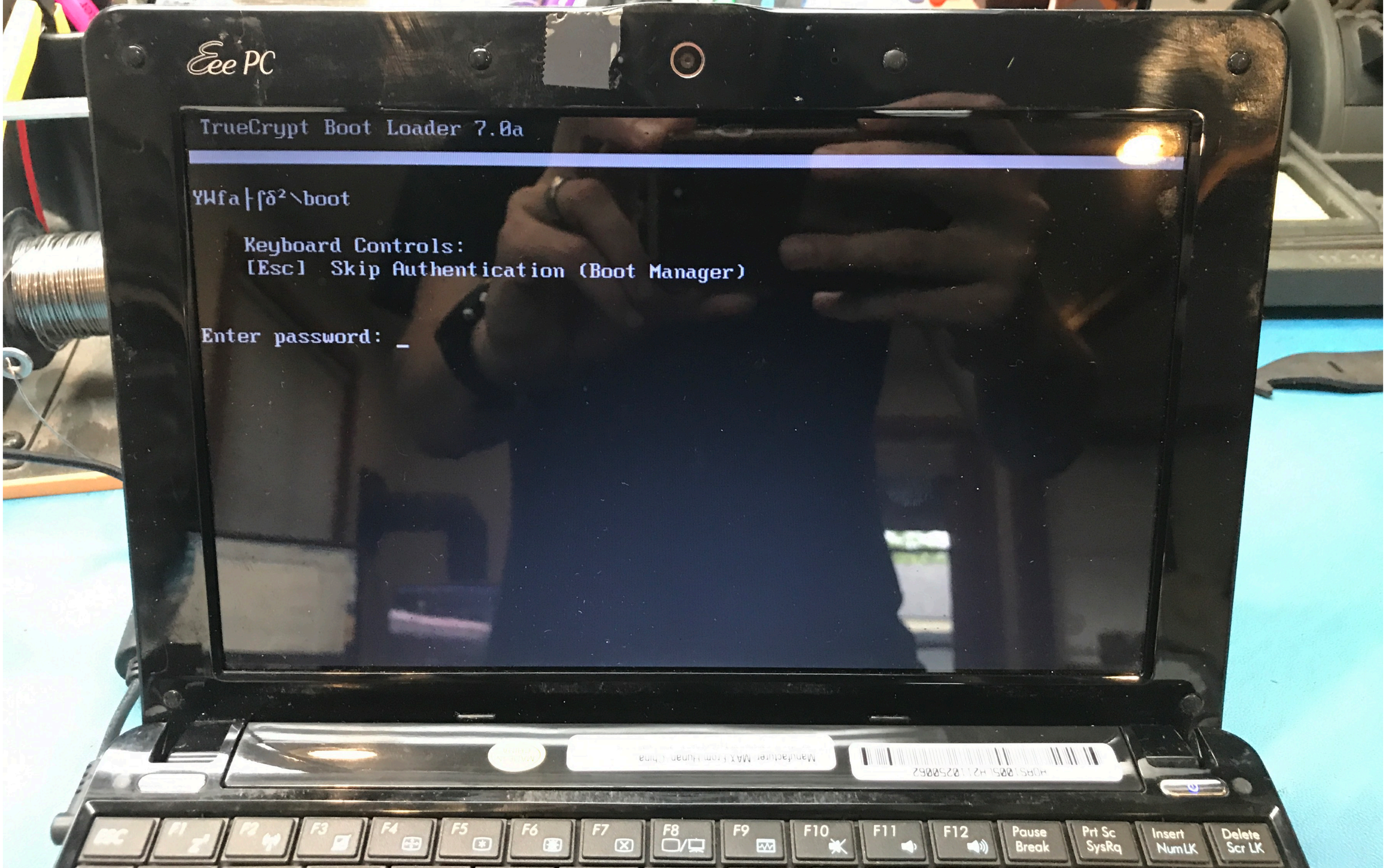
Eee PC
TrueCrypt Boot Loader 7.0a
YWfa┼∫δ²\boot
Keyboard Controls:
[Esc] Skip Authentication (Boot Manager)
Enter password: _
F1
F2
F3
F4
F5
F6
F7
F8
F9
F10
F11
F12
Pause Break
Prt Sc SysRq
Insert NumLK
Delete Scr LK

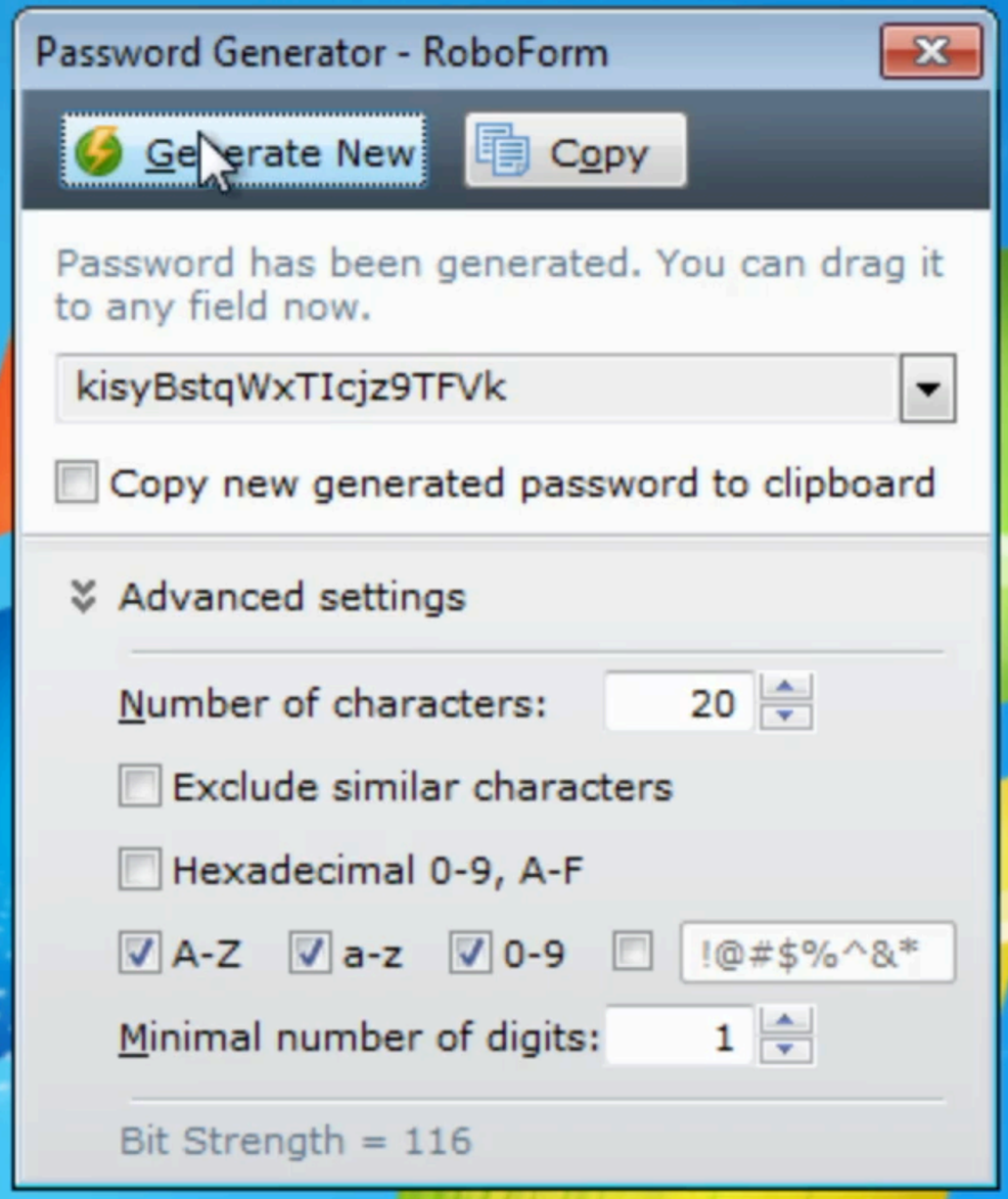
Password Generator - RoboForm
Generate New
Copy
Password has been generated. You can drag it to any field now.
kisyBstqWxTIcjz9TFVk
Copy new generated password to clipboard
Advanced settings
Number of characters:
20
Exclude similar characters
Hexadecimal 0-9, A-F
A-Z
a-z
0-9
!@#$%^&*
Minimal number of digits:
1
Bit Strength = 116

Version 7.9.14 -- June 10, 2015

* Chrome: speed up message processing, when there is a lot of tabs.
* Chrome: avoid message queue overflow when user has a lot of tabs and windows.
* Chrome: fix RF toolbar for Chrome Basic Auth is shown at wrong position on high DPI.
* Chrome: do not ever modify Chrome settings, not even to remove old RF extensions.
* Chrome: make RoboForm extension for RoboForm Full (not Lite) visible in Chrome Web Store.
* Password Generator: increase randomness of generated passwords.

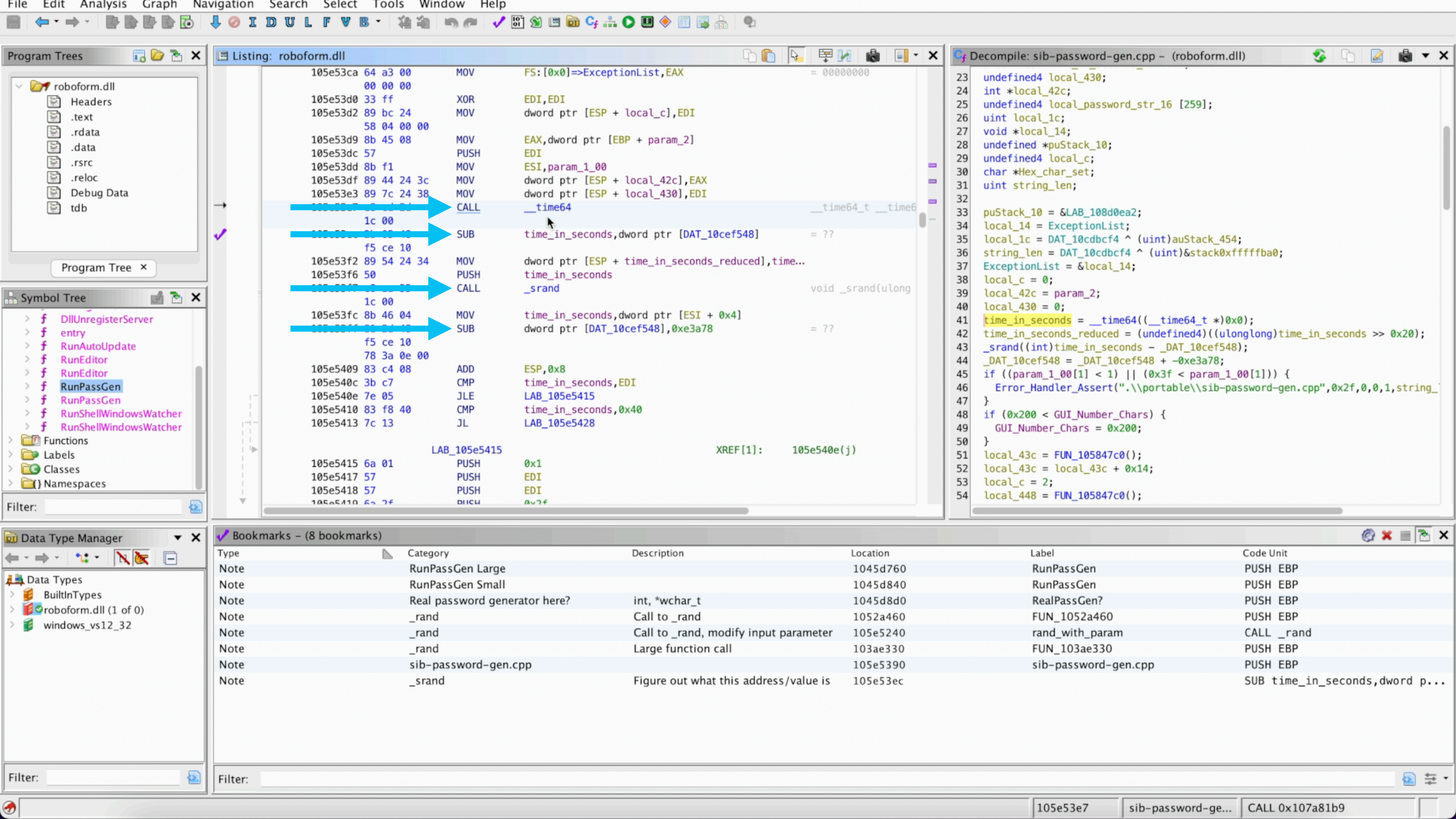
File Edit Analysis Graph Navigation Search Select Tools Window Help
Program Trees
roboform.dll
Headers
.text
.rdata
.data
.rsrc
.reloc
Debug Data
tdb
Program Tree
Symbol Tree
DllUnregisterServer
entry
RunAutoUpdate
RunEditor
RunEditor
RunPassGen
RunPassGen
RunShellWindowsWatcher
RunShellWindowsWatcher
Functions
Labels
Classes
Namespaces
Filter:
Listing: roboform.dll
105e53ca 64 a3 00 00 00 00 MOV FS:[0x0]=>ExceptionList,EAX = 00000000
105e53d0 33 ff XOR EDI,EDI
105e53d2 89 bc 24 58 04 00 00 MOV dword ptr [ESP + local_c],EDI
105e53d9 8b 45 08 MOV EAX,dword ptr [EBP + param_2]
105e53dc 57 PUSH EDI
105e53dd 8b f1 MOV ESI,param_1_00
105e53df 89 44 24 3c MOV dword ptr [ESP + local_42c],EAX
105e53e3 89 7c 24 38 MOV dword ptr [ESP + local_430],EDI
CALL __time64 __time64_t __time6
1c 00
SUB time_in_seconds,dword ptr [DAT_10cef548] = ??
f5 ce 10
105e53f2 89 54 24 34 MOV dword ptr [ESP + time_in_seconds_reduced],time...
105e53f6 50 PUSH time_in_seconds
CALL _srand void _srand(ulong
1c 00
105e53fc 8b 46 04 MOV time_in_seconds,dword ptr [ESI + 0x4]
SUB dword ptr [DAT_10cef548],0xe3a78 = ??
f5 ce 10
78 3a 0e 00
105e5409 83 c4 08 ADD ESP,0x8
105e540c 3b c7 CMP time_in_seconds,EDI
105e540e 7e 05 JLE LAB_105e5415
105e5410 83 f8 40 CMP time_in_seconds,0x40
105e5413 7c 13 JL LAB_105e5428
LAB_105e5415 XREF[1]: 105e540e(j)
105e5415 6a 01 PUSH 0x1
105e5417 57 PUSH EDI
105e5418 57 PUSH EDI
Decompile: sib-password-gen.cpp - (roboform.dll)
23 undefined4 local_430;
24 int *local_42c;
25 undefined4 local_password_str_16 [259];
26 uint local_1c;
27 void *local_14;
28 undefined *puStack_10;
29 undefined4 local_c;
30 char *Hex_char_set;
31 uint string_len;
32
33 puStack_10 = &LAB_108d0ea2;
34 local_14 = ExceptionList;
35 local_1c = DAT_10cdbcf4 ^ (uint)auStack_454;
36 string_len = DAT_10cdbcf4 ^ (uint)&stack0xfffffba0;
37 ExceptionList = &local_14;
38 local_c = 0;
39 local_42c = param_2;
40 local_430 = 0;
41 time_in_seconds = __time64((__time64_t *)0x0);
42 time_in_seconds_reduced = (undefined4)((ulonglong)time_in_seconds >> 0x20);
43 _srand((int)time_in_seconds - _DAT_10cef548);
44 _DAT_10cef548 = _DAT_10cef548 + -0xe3a78;
45 if ((param_1_00[1] < 1) || (0x3f < param_1_00[1])) {
46 Error_Handler_Assert(".\\portable\\sib-password-gen.cpp",0x2f,0,0,1,string_
47 }
48 if (0x200 < GUI_Number_Chars) {
49 GUI_Number_Chars = 0x200;
50 }
51 local_43c = FUN_105847c0();
52 local_43c = local_43c + 0x14;
53 local_c = 2;
54 local_448 = FUN_105847c0();
Data Type Manager
Data Types
BuiltInTypes
roboform.dll (1 of 0)
windows_vs12_32
Filter:
Bookmarks - (8 bookmarks)
Type Category Description Location Label Code Unit
Note RunPassGen Large 1045d760 RunPassGen PUSH EBP
Note RunPassGen Small 1045d840 RunPassGen PUSH EBP
Note Real password generator here? int, *wchar_t 1045d8d0 RealPassGen? PUSH EBP
Note _rand Call to _rand 1052a460 FUN_1052a460 PUSH EBP
Note _rand Call to _rand, modify input parameter 105e5240 rand_with_param CALL _rand
Note _rand Large function call 103ae330 FUN_103ae330 PUSH EBP
Note sib-password-gen.cpp 105e5390 sib-password-gen.cpp PUSH EBP
Note _srand Figure out what this address/value is 105e53ec SUB time_in_seconds,dword p...
Filter:
105e53e7
sib-password-ge...
CALL 0x107a81b9

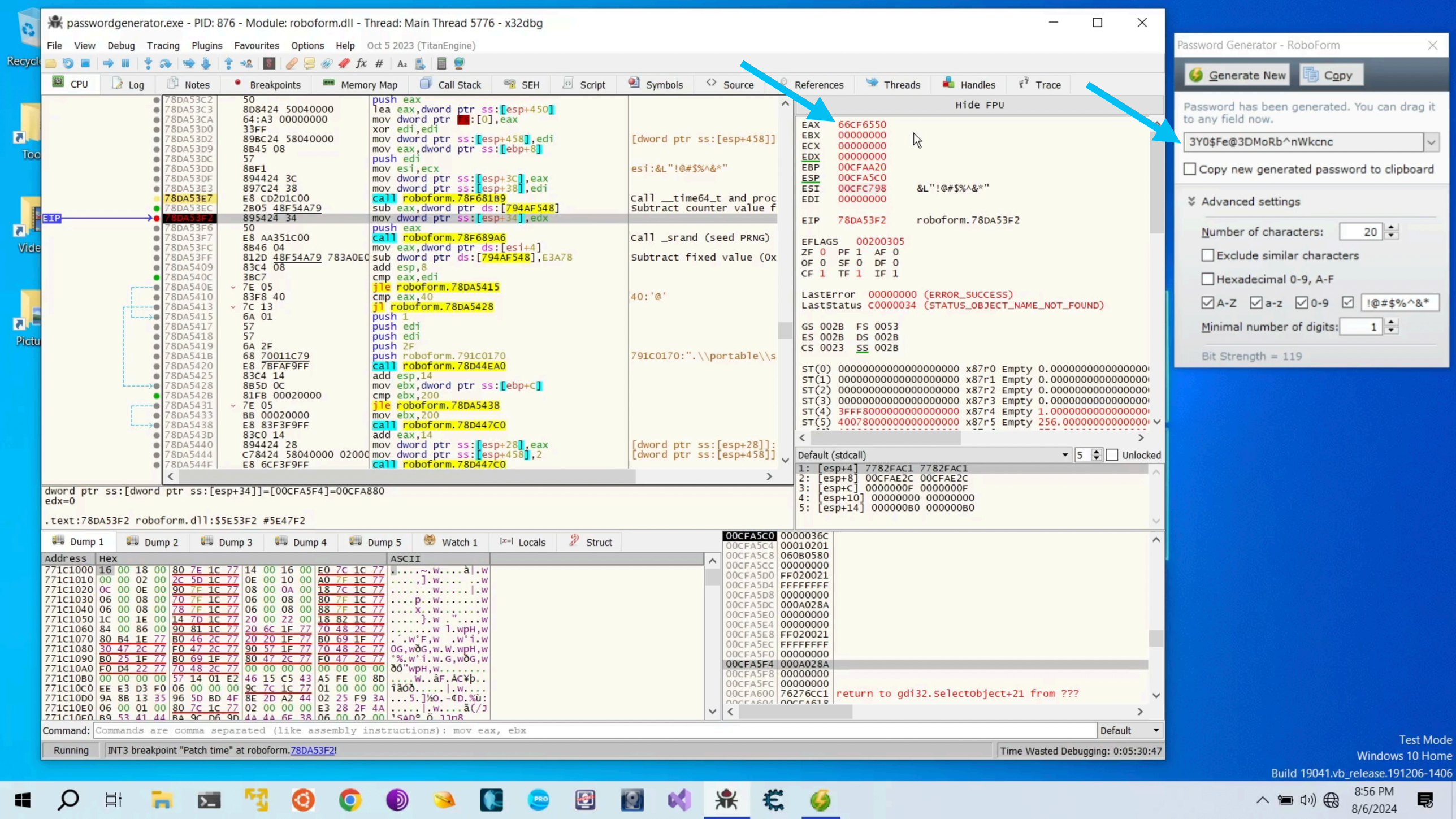
passwordgenerator.exe - PID: 876 - Module: roboform.dll - Thread: Main Thread 5776 - x32dbg
File View Debug Tracing Plugins Favourites Options Help Oct 5 2023 (TitanEngine)
CPU Log Notes Breakpoints Memory Map Call Stack SEH Script Symbols Source References Threads Handles Trace
78DA53E7 E8 CD2D1C00 call roboform.78F681B9
78DA53F2 895424 34 mov dword ptr ss:[esp+34],edx
78DA53F6 50 push eax
78DA53F7 E8 AA351C00 call roboform.78F689A6
Hide FPU
EAX 66CF6550
EBX 00000000
ECX 00000000
EDX 00000000
EBP 00CFAA20
ESP 00CFA5C0
ESI 00CFC798 &L"!@#$%^&*"
EDI 00000000
EIP 78DA53F2 roboform.78DA53F2
EFLAGS 00200305
ZF 0 PF 1 AF 0
OF 0 SF 0 DF 0
CF 1 TF 1 IF 1
LastError 00000000 (ERROR_SUCCESS)
LastStatus C0000034 (STATUS_OBJECT_NAME_NOT_FOUND)
GS 002B FS 0053
ES 002B DS 002B
CS 0023 SS 002B
Default (stdcall)
1: [esp+4] 7782FAC1 7782FAC1
2: [esp+8] 00CFAE2C 00CFAE2C
3: [esp+C] 0000000F 0000000F
4: [esp+10] 00000000 00000000
5: [esp+14] 000000B0 000000B0
dword ptr ss:[dword ptr ss:[esp+34]]=[00CFA5F4]=00CFA880
edx=0
.text:78DA53F2 roboform.dll:$5E53F2 #5E47F2
Dump 1 Dump 2 Dump 3 Dump 4 Dump 5 Watch 1 Locals Struct
Address Hex ASCII
00CFA5C0 0000036C
00CFA5F4 000A028A
00CFA600 76276CC1 return to gdi32.SelectObject+21 from ???
Command: Commands are comma separated (like assembly instructions): mov eax, ebx
Default
Running INT3 breakpoint "Patch time" at roboform.78DA53F2!
Time Wasted Debugging: 0:05:30:47
Password Generator - RoboForm
Generate New Copy
Password has been generated. You can drag it to any field now.
3Y0$Fe@3DMoRb^nWkcnc
Copy new generated password to clipboard
Advanced settings
Number of characters: 20
Exclude similar characters
Hexadecimal 0-9, A-F
A-Z a-z 0-9 !@#$%^&*
Minimal number of digits: 1
Bit Strength = 119
Test Mode
Windows 10 Home
Build 19041.vb_release.191206-1406
8:56 PM
8/6/2024

File Edit View Git Project Build Debug Test Analyze Tools Extensions Window Help Search RoboFormWrapper Sign in

Release x86 Local Windows Debugger

RoboFormWrapper.cpp

RoboFormWrapper (Global Scope)

```
1   //
2   // RoboFormWrapper.cpp : This file contains the 'main' function. Program execution begins and ends there.
3   // For use with RoboForm 7.9.0
4   // Compiled and tested w/ Microsoft Visual Studio 2022 version 17.7.6
5   //
6   // Must be run as administrator in order to properly set time in Windows
7   // Ensure Windows does not automatically sync or update time while program is running
8   //
9
10  #include <stdio.h>
11  #include <time.h>
12  #include <Windows.h>
13  #include <psapi.h>
14  #include <iostream>
15  #include <conio.h>
16  #include <WinUser.h>
17  #include <wchar.h>
18  #include <signal.h>
19
20  // Define time range in seconds since Unix Epoch (January 1, 1970 UTC)
21  time_t PrecomputeStartTime = 1362124800;   // Fri Mar 01 2013 08:00:00 GMT +0000
22  time_t PrecomputeEndTime   = 1366441200;   // Sat Apr 20 2013 07:00:00 GMT +0000
23
24  // Signature scanning to find desired function within the DLL
25  const char* signature = "\x55\x8B\xEC\x83\xE4\xF8\x6A\xFF\x68\xA2\x0E"; // Target signature (beginning of password generator)
26  const char* mask = "xxxxxxxxxxx"; // 'x' means match, '?' means ignore
27
```

100 % No issues found Ln: 13 Ch: 19 MIXED CRLF

Output

Show output from:

Error List Output

Solution Explorer

Search Solution Explorer (Ctrl+;)

Solution 'RoboFormWrapper' (1 of 1 project)

RoboFormWrapper

References

External Dependencies

Header Files

Resource Files

Source Files

RoboFormWrapper.cpp

Solution Explorer Git Changes

Notifications

Ready Add to Source Control Select Repository

3:38 PM 12/15/2023

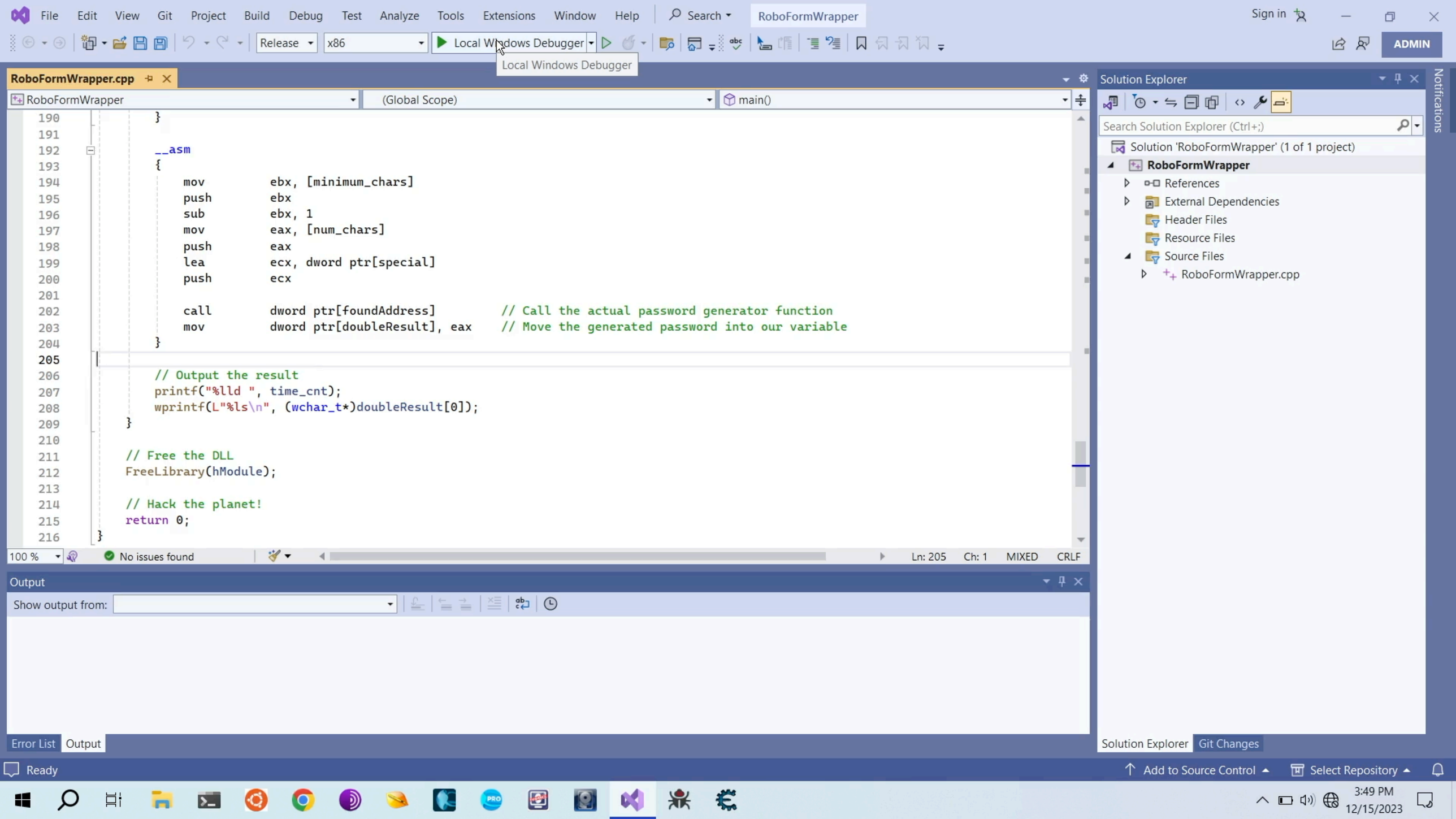
File Edit View Git Project Build Debug Test Analyze Tools Extensions Window Help
Search
RoboFormWrapper
Sign in
ADMIN
Release
x86
Local Windows Debugger
Local Windows Debugger
RoboFormWrapper.cpp
RoboFormWrapper
(Global Scope)
main()
190 }
191
192 __asm
193 {
194 mov ebx, [minimum_chars]
195 push ebx
196 sub ebx, 1
197 mov eax, [num_chars]
198 push eax
199 lea ecx, dword ptr[special]
200 push ecx
201
202 call dword ptr[foundAddress] // Call the actual password generator function
203 mov dword ptr[doubleResult], eax // Move the generated password into our variable
204 }
205
206 // Output the result
207 printf("%lld ", time_cnt);
208 wprintf(L"%ls\n", (wchar_t*)doubleResult[0]);
209 }
210
211 // Free the DLL
212 FreeLibrary(hModule);
213
214 // Hack the planet!
215 return 0;
216 }
100 %
No issues found
Ln: 205 Ch: 1 MIXED CRLF
Output
Show output from:
Error List
Output
Solution Explorer
Search Solution Explorer (Ctrl+;)
Solution 'RoboFormWrapper' (1 of 1 project)
RoboFormWrapper
References
External Dependencies
Header Files
Resource Files
Source Files
RoboFormWrapper.cpp
Solution Explorer
Git Changes
Notifications
Ready
Add to Source Control
Select Repository
3:49 PM
12/15/2023

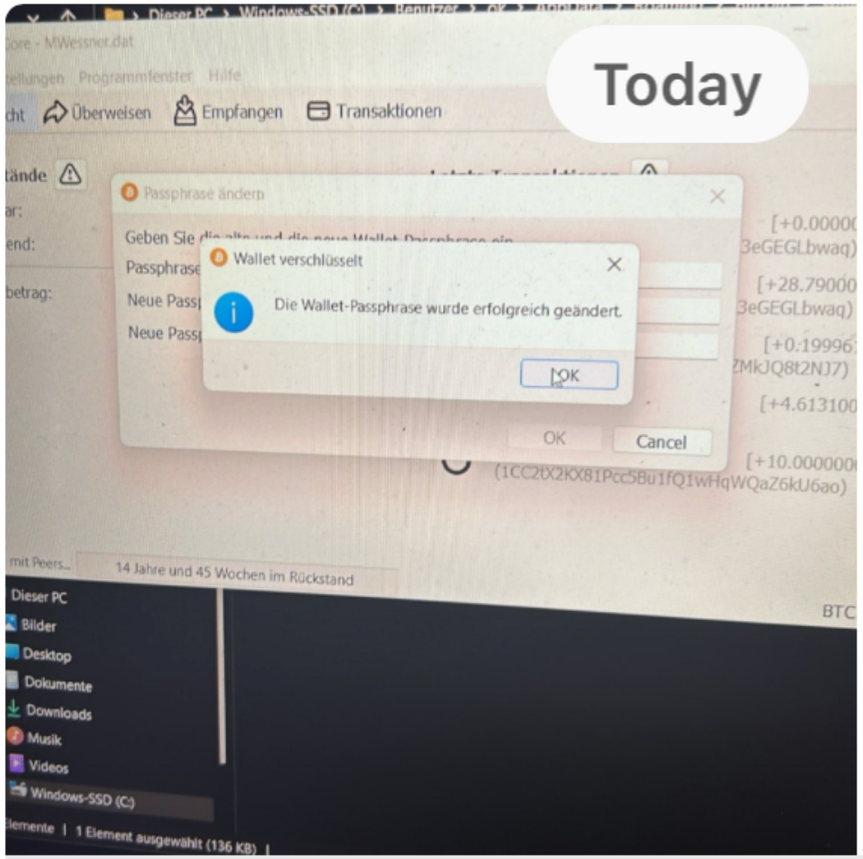

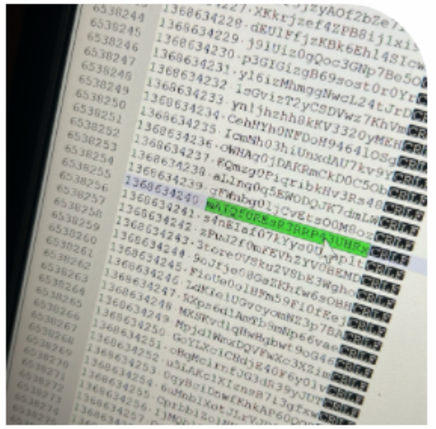

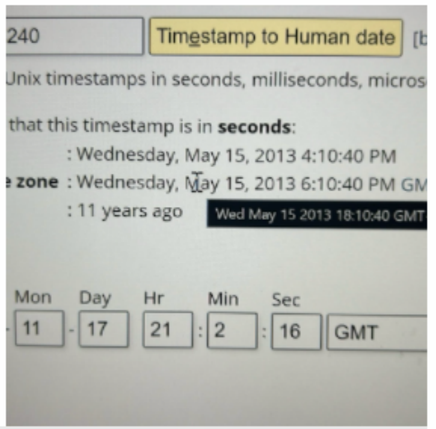

We have found the correct password 🥳

1:04 PM

B


offspec.io
Pay To The Order Of:
43.60 BTC
For:
Date:
Dollars


NOKIA
N900
Sym
Ctrl


TOSHIBA
THGBM1G8D8EBAI2
U01532
JAPAN
0946MBE
4377210
RAPU VI.II
YAMA VI.II
9BA54HW
YLYB
PR
4376047
GAZ0034G
9AZFNC9
SD Y8C

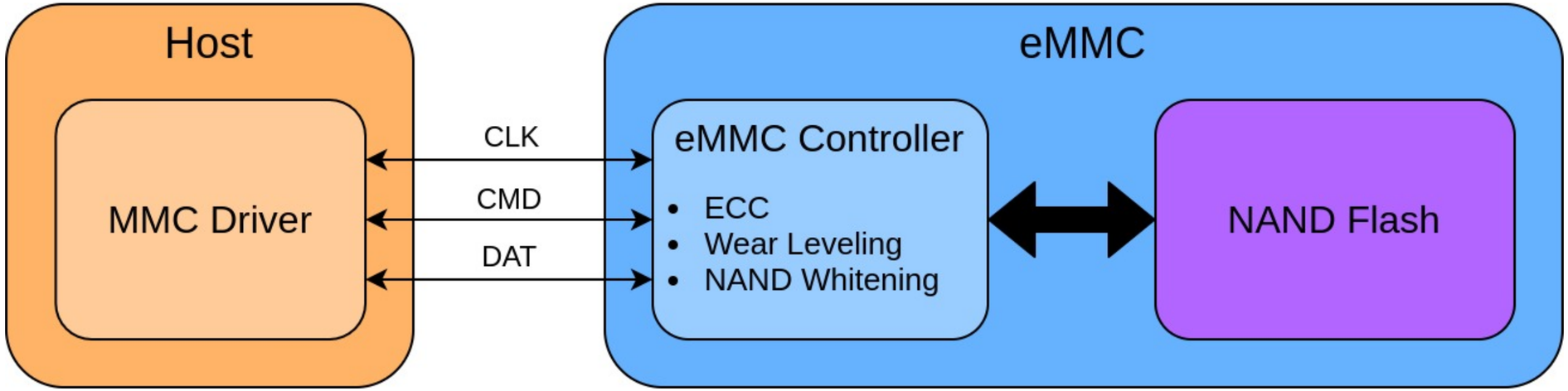

HARDWARE HACKING 101: IDENTIFYING AND DUMPING EMMC FLASH





EMMC BGA153 BGA169 Adapter IC Socket for XGecu T56 Programmer with Dual Head Spring-loaded test Probe Holder, Probe replaceable, High Quality, Reliable contact, Long service life

$45.00 SOLD OUT

SOLD OUT

Secure Checkout With




WARNING
Risk of electric shock. Disconnect the power supply cord before servicing the unit.
AVERTISSEMENT
Risque d'électrocution. Débrancher le cordon d'alimentation avant de procéder à l'entretien de l'unité.
ADJ
SET
T/C
POWER MODE
T/C MODE
AUTO MODE
MODE
START
STOP
ESD SAFE
ON
OFF
MAIN
HEATER SELECT
http://www.hakko.com
FR-870B
5. OPERATION




FREE
MBR BEAGL

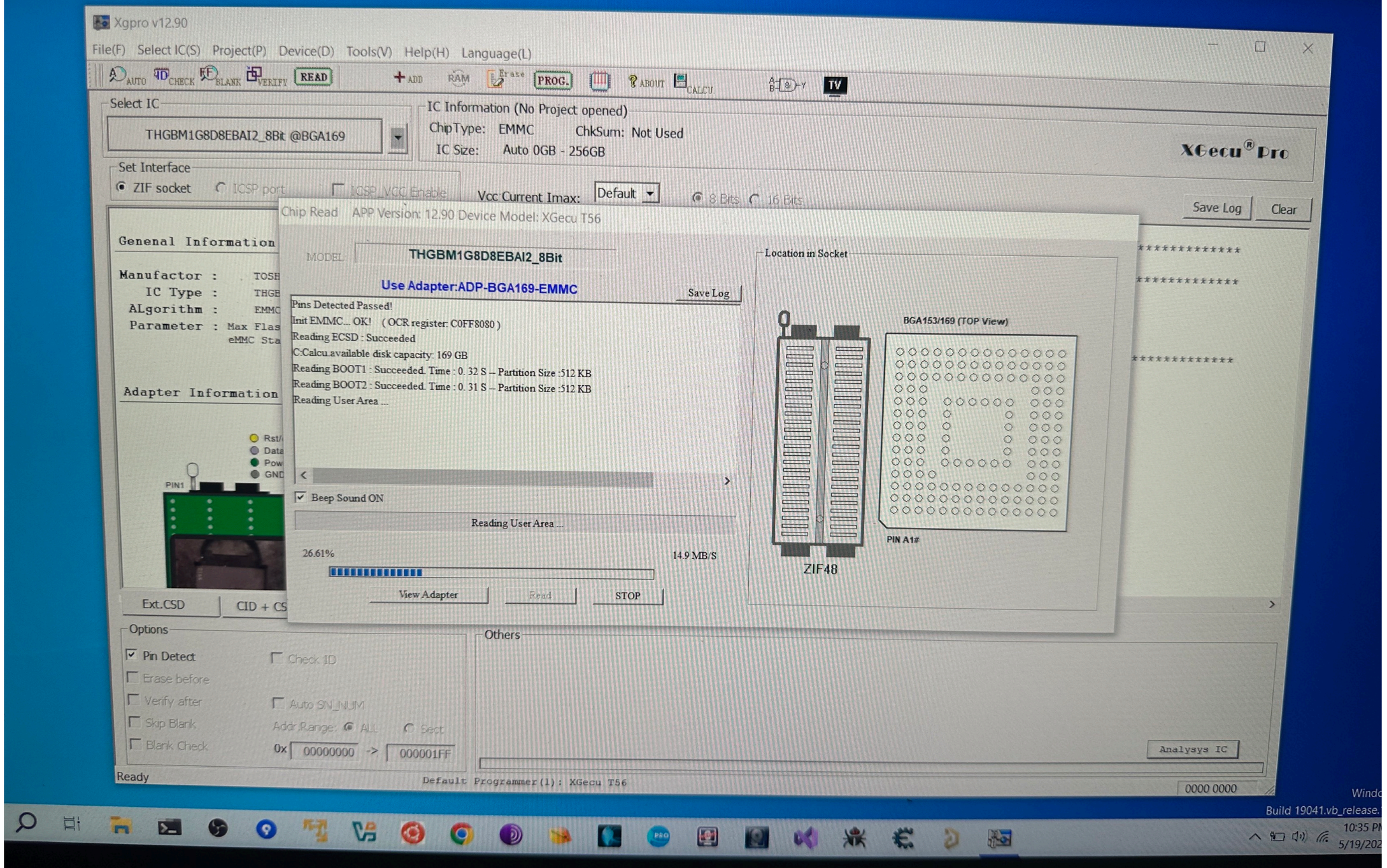
Xgpro v12.90
File(F) Select IC(S) Project(P) Device(D) Tools(V) Help(H) Language(L)
AUTO CHECK BLANK VERIFY READ ADD RAM Erase PROG. ABOUT CALCU TV
Select IC
THGBM1G8D8EBAI2_8Bit @BGA169
IC Information (No Project opened)
ChipType: EMMC ChkSum: Not Used
IC Size: Auto 0GB - 256GB
XGecu® Pro
Set Interface
ZIF socket ICSP port ICSP_VCC Enable Vcc Current Imax: Default 8 Bits 16 Bits
Save Log Clear
Genenal Information
Manufactor : TOSH
IC Type : THGB
ALgorithm : EMMC
Parameter : Max Flas
eMMC Sta
Adapter Information
Rst/
Data
Pow
GND
PIN1
Ext.CSD CID + CS
Chip Read APP Version: 12.90 Device Model: XGecu T56
MODEL THGBM1G8D8EBAI2_8Bit
Use Adapter:ADP-BGA169-EMMC
Save Log
Pins Detected Passed!
Init EMMC... OK! (OCR register: C0FF8080)
Reading ECSD : Succeeded
C:Calcu.available disk capacity: 169 GB
Reading BOOT1 : Succeeded. Time : 0. 32 S -- Partition Size :512 KB
Reading BOOT2 : Succeeded. Time : 0. 31 S -- Partition Size :512 KB
Reading User Area ...
Beep Sound ON
Reading User Area ...
26.61%
14.9 MB/S
View Adapter Read STOP
Location in Socket
BGA153/169 (TOP View)
PIN A1#
ZIF48
Options
Pin Detect Check ID
Erase before
Verify after Auto SN_NUM
Skip Blank Addr.Range: ALL Sect
Blank Check 0x 00000000 -> 000001FF
Others
Analysys IC
Ready
Default Programmer(1): XGecu T56
0000 0000
Build 19041.vb_release.
10:35 PM
5/19/202

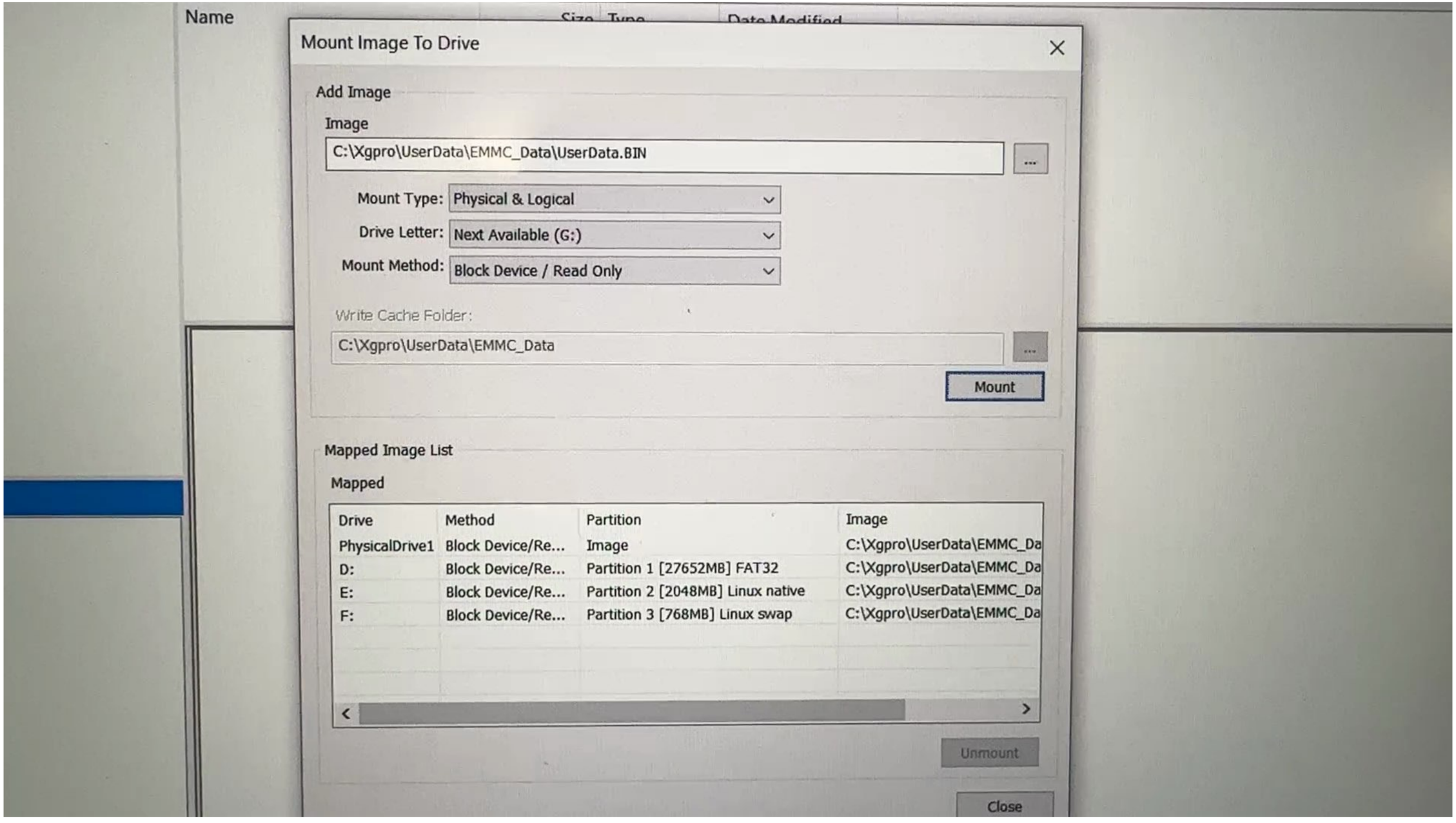
Name
Mount Image To Drive
Add Image
Image
C:\Xgpro\UserData\EMMC_Data\UserData.BIN
...
Mount Type:
Physical & Logical
Drive Letter:
Next Available (G:)
Mount Method:
Block Device / Read Only
Write Cache Folder:
C:\Xgpro\UserData\EMMC_Data
...
Mount
Mapped Image List
Mapped
Drive
Method
Partition
Image
PhysicalDrive1
Block Device/Re...
Image
C:\Xgpro\UserData\EMMC_Da
D:
Block Device/Re...
Partition 1 [27652MB] FAT32
C:\Xgpro\UserData\EMMC_Da
E:
Block Device/Re...
Partition 2 [2048MB] Linux native
C:\Xgpro\UserData\EMMC_Da
F:
Block Device/Re...
Partition 3 [768MB] Linux swap
C:\Xgpro\UserData\EMMC_Da
Unmount
Close

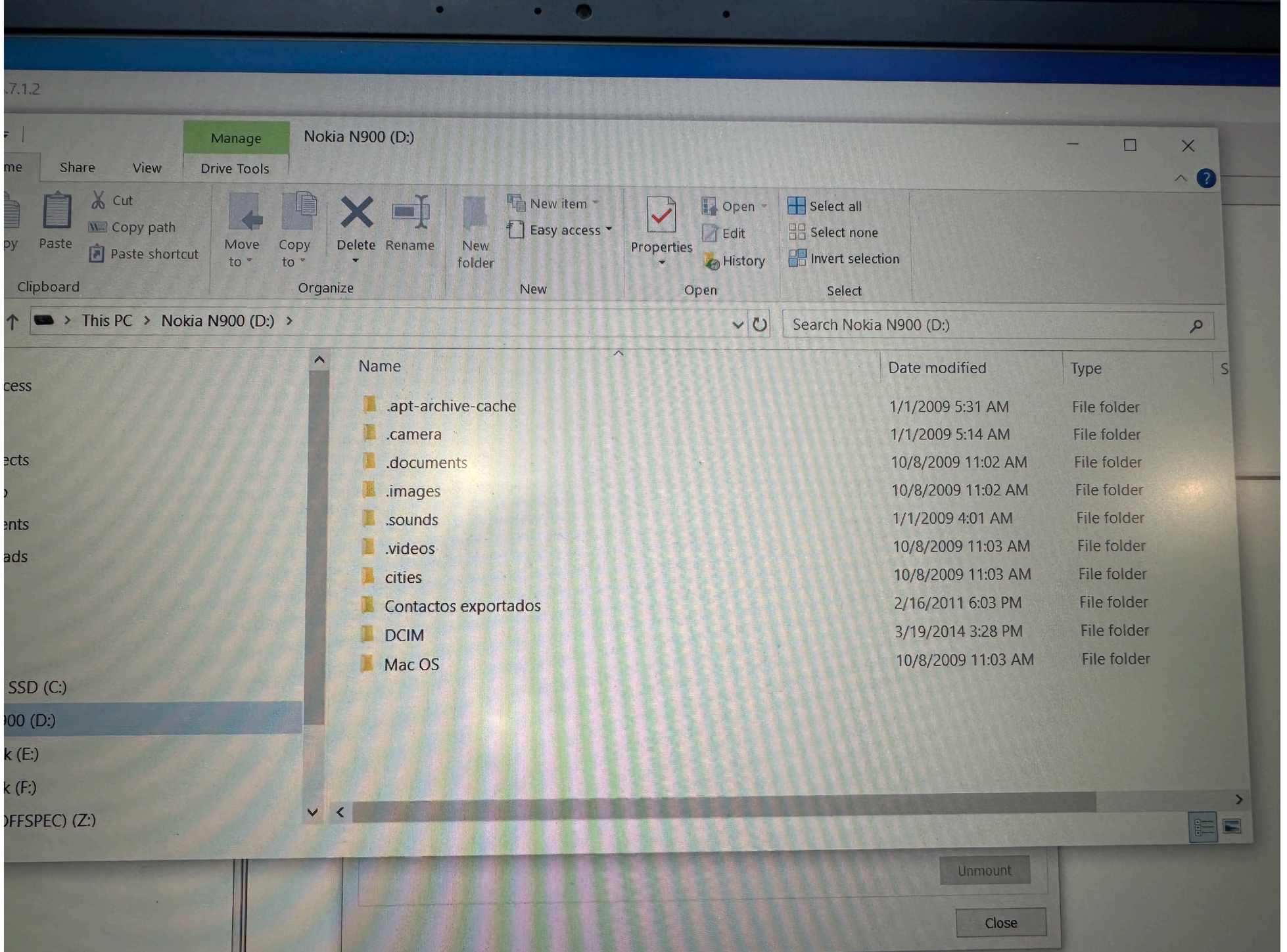
Manage
Nokia N900 (D:)
Share
View
Drive Tools
Cut
Copy path
Paste shortcut
Paste
Clipboard
Move to
Copy to
Delete
Rename
Organize
New item
Easy access
New folder
New
Properties
Open
Edit
History
Open
Select all
Select none
Invert selection
Select
This PC
Nokia N900 (D:)
Search Nokia N900 (D:)
Name
Date modified
Type
.apt-archive-cache 1/1/2009 5:31 AM File folder
.camera 1/1/2009 5:14 AM File folder
.documents 10/8/2009 11:02 AM File folder
.images 10/8/2009 11:02 AM File folder
.sounds 1/1/2009 4:01 AM File folder
.videos 10/8/2009 11:03 AM File folder
cities 10/8/2009 11:03 AM File folder
Contactos exportados 2/16/2011 6:03 PM File folder
DCIM 3/19/2014 3:28 PM File folder
Mac OS 10/8/2009 11:03 AM File folder
SSD (C:)
Unmount
Close


FLUKE
HEWLETT PACKARD
E3630A
Husky
Status
Ready
Pulse
Fault
Open
ARM
PULSE
Replace probe tip.
Hold ARM to reset.
Use NewAE
Probes Only.
jlink
PLUS Compact
SEGGER
Gennitsu
TO ELIMINATE STATIC
TOUCH TO ELIMINATE STATIC


Plus
Target Board
PUYER
DC-11 MHz
www.minicircuits.com

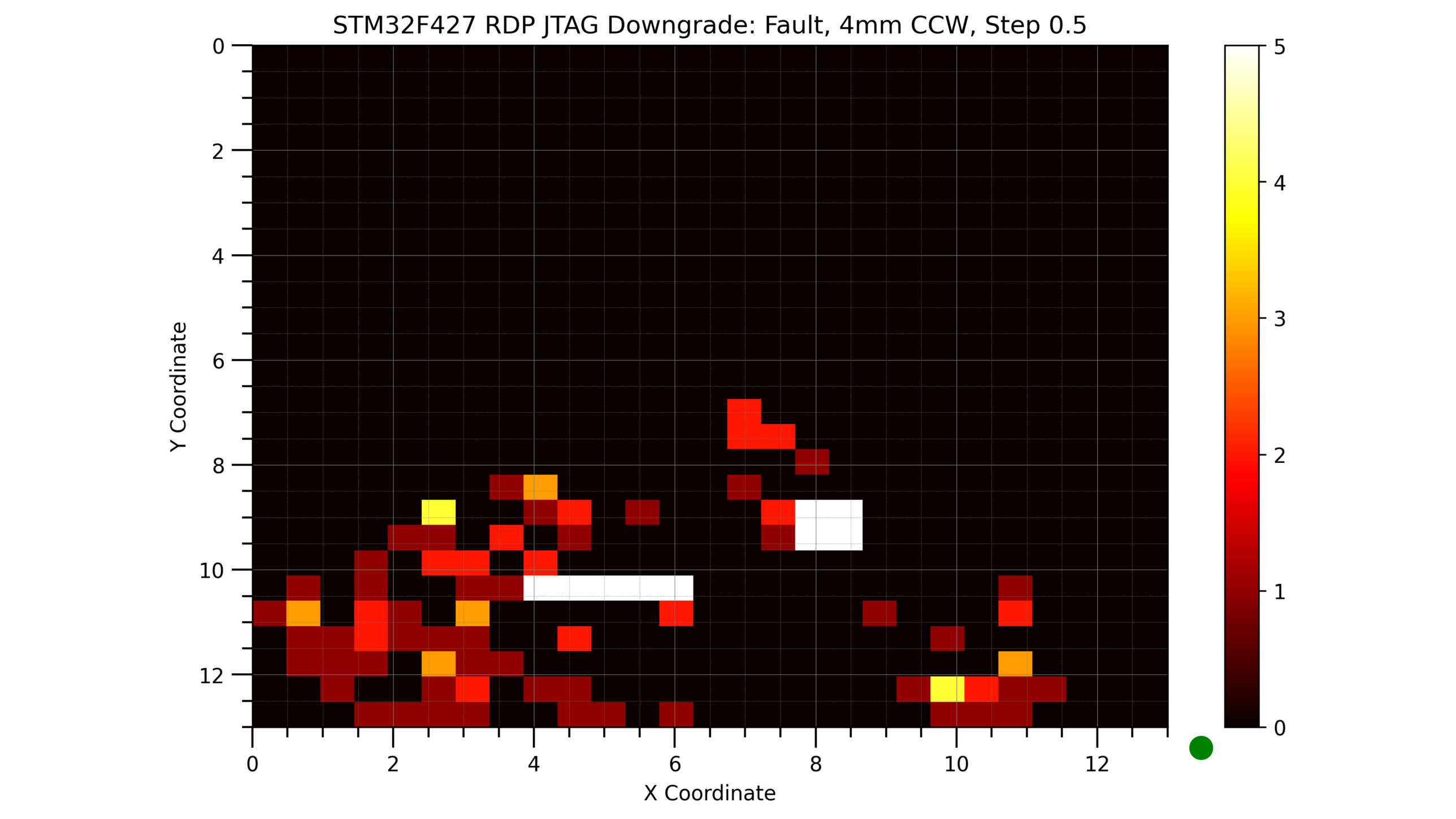
STM32F427 RDP JTAG Downgrade: Fault, 4mm CCW, Step 0.5
Y Coordinate
X Coordinate
0
2
4
6
8
10
12
0
1
2
3
4
5


FORMASPACE
SECURITY
NANO

RESOURCES

- Adventures of Wallet Hacking
- Joe's YouTube Channel
- offspec.io
- ChipWhisperer
- ChipSHOUTER
- Across International Drying Oven
- Dolphin Data Lab DFL-SRP
- RoboForm Password Regeneration
- XGecu BGA Socket Adapter
- Hakko FR-870B Infrared Preheater


STM32F Target Board
For ChipWhisperer
CW308 UFO Board
Boot pins have pull-down.
Mount jumper to set '1'.
JTAG Programmer
Jumper Settings
J1
J2 CAN
SJ1
SJ2
SJ3
SJ4
RX VCC GND
TX
PC15
PC14
PC13
PC3
PB12
PB15
PA9/TX
PA10/RX
Use VADJ for lower noise on F2/F4